

NOTES: UNLESS OTHERWISE SPECIFIED

1. FOR GENERAL SPECIFICATIONS, SEE SD74-0000

2. MATERIAL SPECIFICATIONS:

BODY: BRASS PER ASTM B16

RETAINING RING: BERYLLIUM COPPER PER ASTM B194

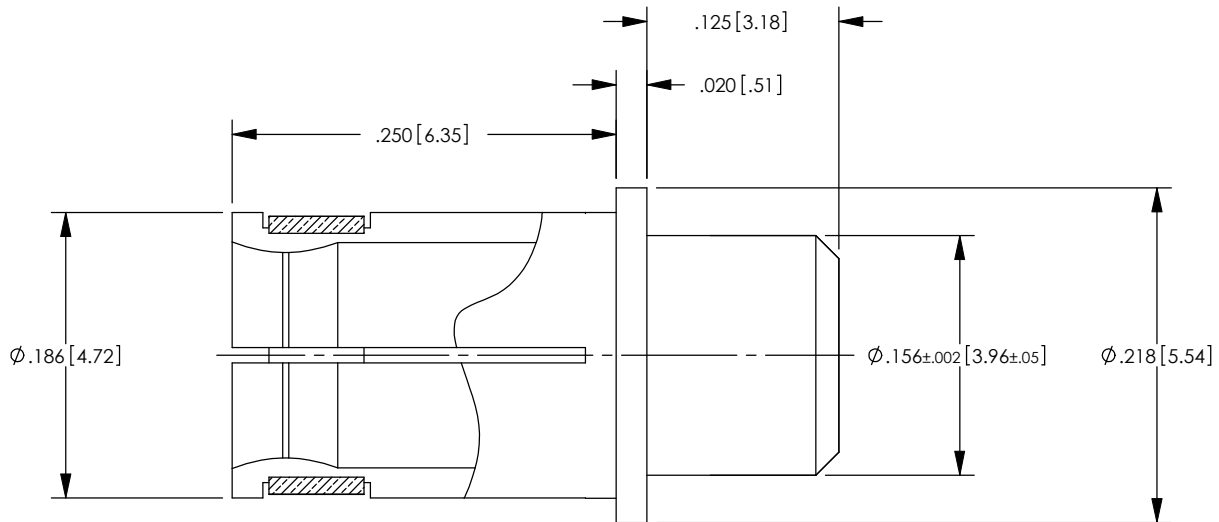
3. FINISH SPECIFICATION:

BODY: .000030 MIN. GOLD PER ASTM B488 OVER

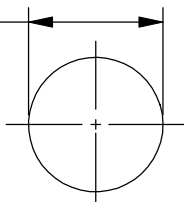
.000050 MIN. NICKEL PER QQ-N-290

RETAINING RING: .000100 MIN. NICKEL PER QQ-N-290

REV	DESCRIPTION	BY DATE	APPD
B	REVISED PER ER27689	DAO 09/13/10	WPM





$\phi .175 \pm .002 [4.45 \pm .05]$



RECOMMENDED
MOUNTING HOLE

CATALOG P/N: 01509

PER ASME Y14.5M-1994 UNLESS OTHERWISE SPECIFIED: DIMENSIONS ARE IN INCHES (MM) TOLERANCES: DECIMAL: .XX [X.X] ± .01 [0.3] .XXX [X.XX] ± .005 [0.13] .XXXX [X.XXX] ± .XXXX ANGLES: ± 2° SCALE: 8:1		 WINCHESTER Winchester Electronics Corporation ELECTRONICS 62 Barnes Industrial Road North Wallingford, Connecticut 06492	
CUSTOMER DRAWING		 POWER SNAP PC BOARD THRU HOLE 40 AMP (RoHS)	
DRAWN JJN	DATE 03/31/10	APPROVED RJW	DATE 03/31/10
APPROVED DAO	DATE 09/17/10	APPROVED WPM	DATE 09/17/10
A		SD01509	SHT 1 OF 1 REV B